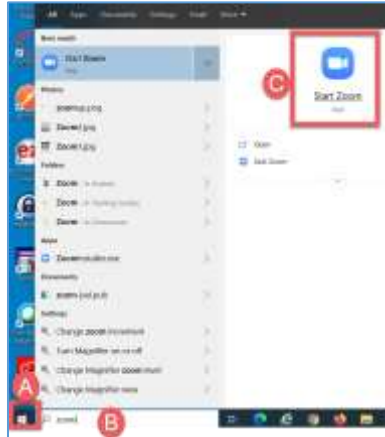


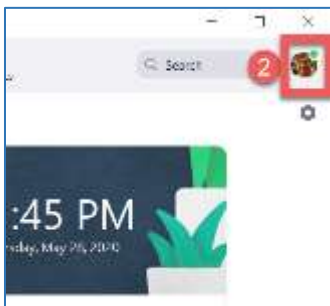
# Update ZOOM client

Zoom desktop clients must be updated periodically for best security, options, and performance.

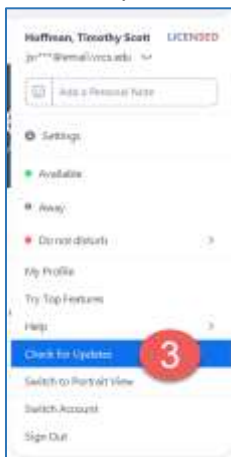
1. If you have not already done so, Start the Desktop Client
  - a. on Windows computers, click on the **Start** button
  - b. In the Search box type “Zoom”
  - c. This will bring zoom up without scrolling – Click Start **Zoom**



2. Click on your Profile Picture or Icon in the upper right of the Zoom window



3. In the drop-down menu, click **Check for Updates**



4. Follow the prompts on the Pop-up window. If/when you see this:



You are done. Click **Close** and Zoom Away