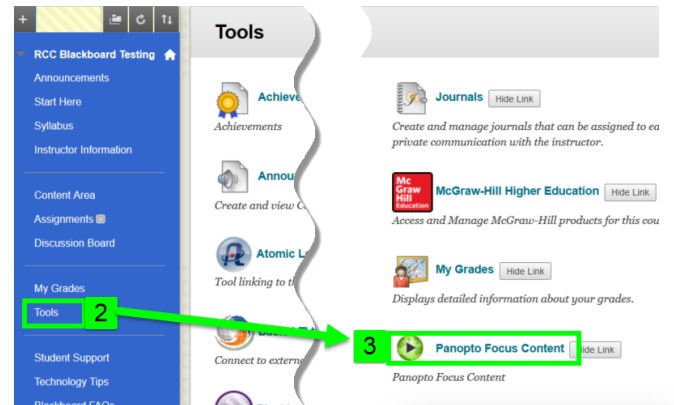


Set up the Panopto Assignment Folder

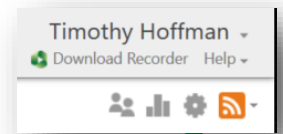
The Assignment Folder is a Subfolder in Panopto that will allow your students to record videos in your Blackboard class.

Students can create & manage their own content but not see other's content that hasn't been shared or made public. *These instructions assume you have already provisioned your Blackboard class with Panopto, although this process may be completed at the same time you provision your course in Blackboard.

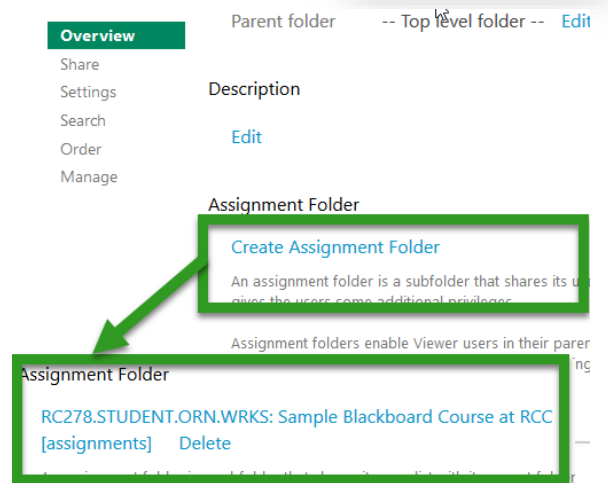
1. Log Blackboard and navigate to your course.
2. In your course, Select **Tools** on the course menu
3. Select **Panopto Focus Content**.



4. Click the **Settings** Icon in the upper right



5. On the Overview tab (normally the default) find the Assignment Folder section
Click Create **Assignment Folder**



6. When the Blue Text changes to read the name of your class, you are done.