

Embed a Studio Quiz—Non Gradebook

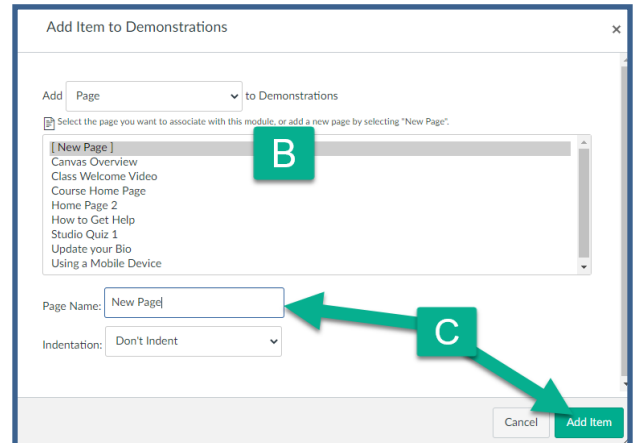
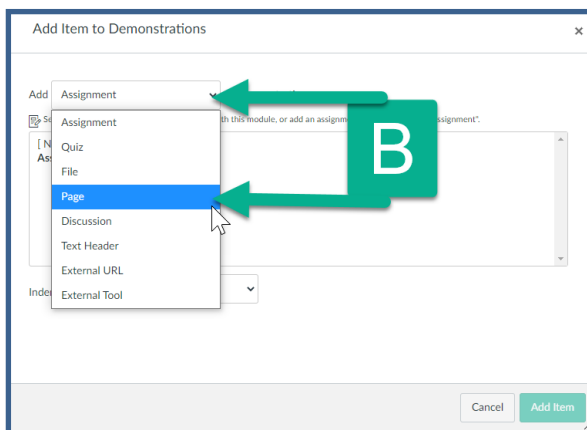
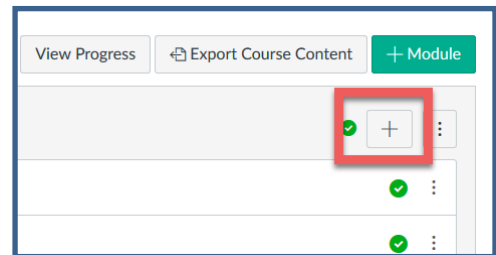
This option is for informational quizzes that do not count in the Gradebook

Some Items to Keep in Mind:

- Quizzes must be created from your Studio My Uploads page.
- Once a version of a quiz has been embedded or taken, it **cannot** be edited.
- You must embed these quiz videos in a Rich Content Editor (not through Quizzes).

1) Create your Page to receive your Video Quiz

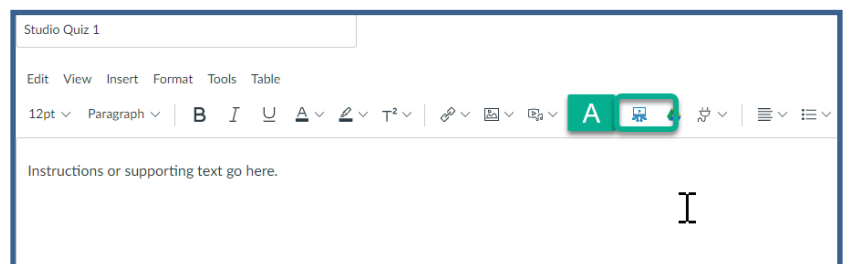
- A. In the target Module, click + Content button
- B. Select **Page**, then **New Page**
- C. Name your page and click **Add Item**



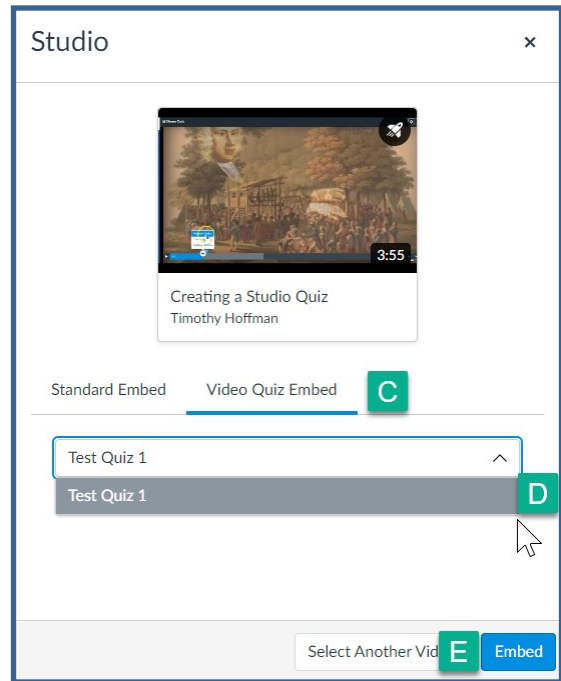
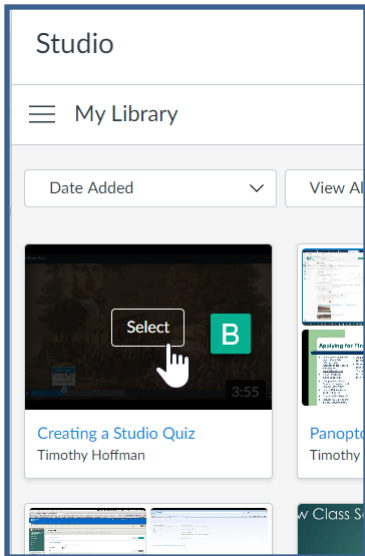
- D. Click the title to enter the page, click **Edit** in the Upper Right
- E. Use the Rich Content Editor (RCE) to enter any instructions or context you wish to add.

2) Add your Video Quiz

- A. In the RCE use the **Studio** button to access your library
- B. In the pop-up find your video and click the **Select** button to pull it into the RCE



- C. When prompted, use the **Video Quiz Embed** option
- D. If multiple quizzes are in your video of choice, use the *Quiz* dropdown to select the desired quiz
- E. Click **Embed**



- F. The quiz will "Beam In"
- G. A new Quiz Results option will be added below the video

