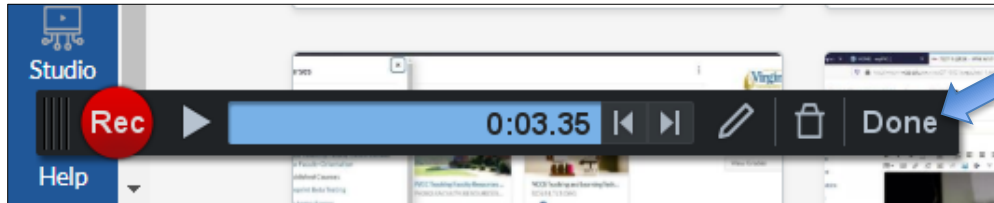


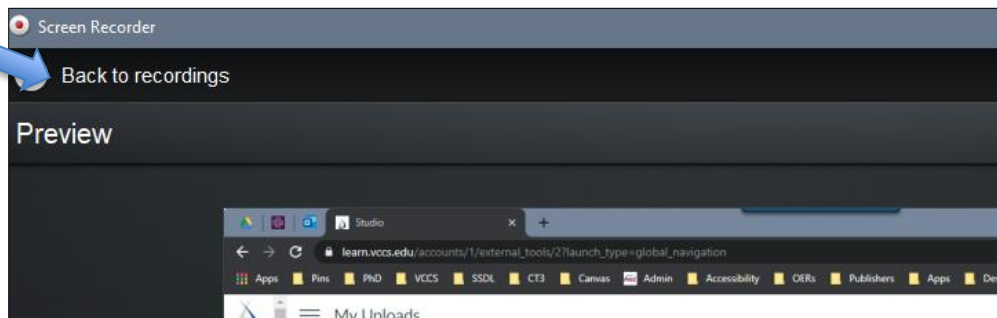
Recovering a Lost Studio Video

If you recorded a lecture video through Canvas Studio and the upload failed, your hard work may not be lost. Try the following method first to recover any lost videos.

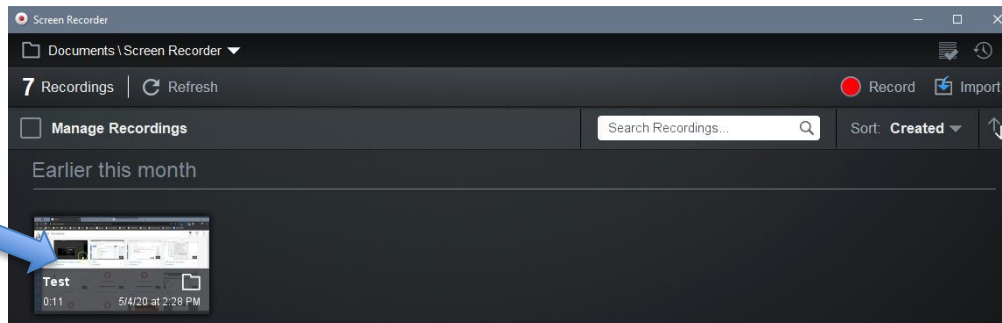
1. Record another video in Studio. (This video only needs to be a few seconds long.)
2. Click **Done** to bring up the *Preview* video editing/upload screen.



3. Click **Back to recordings** in the upper left corner on the *Preview* screen.



4. Click on the earlier video you recorded that failed to upload.



5. Click **Upload** in the bottom right of the earlier video's *Preview* screen to try again.

